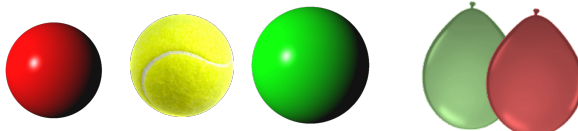


## BOWLING GAME

This is a great activity to reuse and recycle materials.

### You will need:

- Empty plastic bottles or containers (washing machine, body wash, shampoo, conditioner, cleaning stuff...)
- You can also use cardboard toilet paper rolls or empty cans (but be sure they have no sharp edges)
- Coloured pencils, markers
- Scissors, Tape and/or glue
- Medium or small balls to knock down the skittles. Don't have balls? Don't worry! Fill up balloons with sand or even use your small fluffy toys to knock down as much skittles as you can!



**How to do it?** Just add a bit of creativity to transform your skittles. Here you will find some ideas from the Wolols.

- For bottles and containers, take out the label.
- Cut out the Wolols' pictures
- Glue the Wolols pictures onto the container or paper rolls
- Play!







### How to play

- Players knock down skittles by throwing the balls at the skittles. Points are scored for knocking skittles down, and the winner is the team with the highest score
- Choose your 'playing alley', a straight course that you throw the balls down. Make this as long as you feel comfortable from the bowling line to the first skittle
- Set up the Skittles in a line, triangle or diamond shape. Depending on how many skittles will you play with

# BOWLING GAME



These ones could be for  
containers or plastic  
bottles





# BOWLING GAME

These ones could be for toilet paper rolls or cans



# BOWLING GAME

Maybe you can add here your numbers to score more points!

